





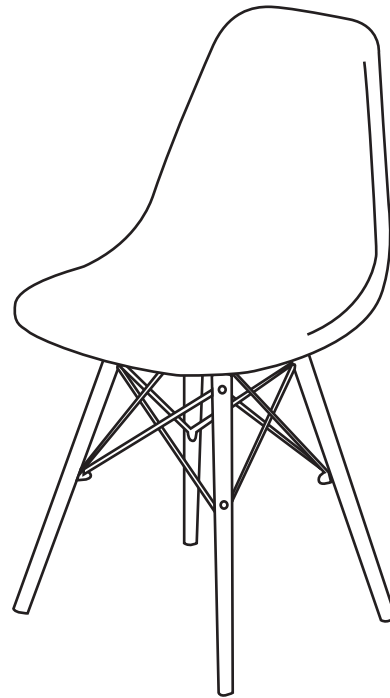


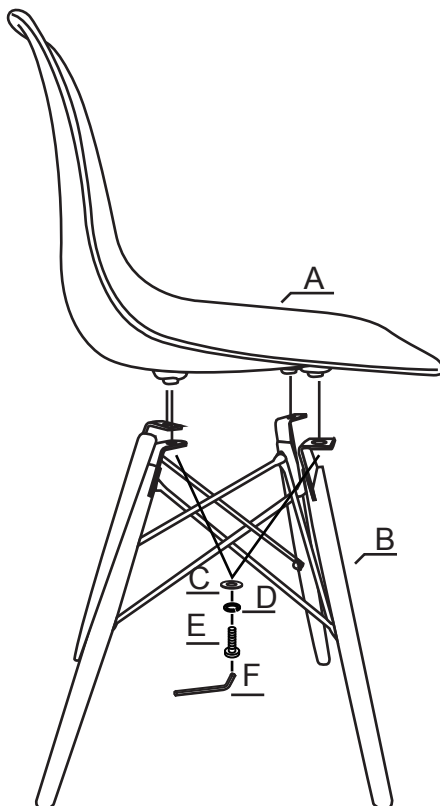
ASSEMBLY INSTRUCTION

Item NO.: MB-161063

HARDWARE LIST			
NO.	PART	DESCRIPTION	Q'TY
A		seat	1
B		frame	1
C		caps	4
D		spring cushion	4
E		screw	4
F		allen key	1



step:1



step:2

