









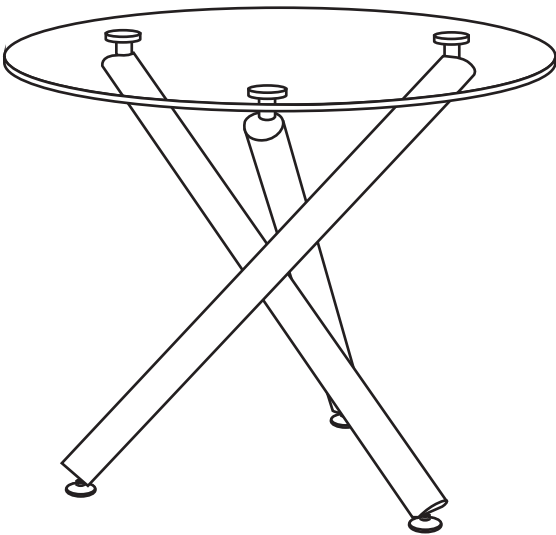



ASSEMBLY INSTRUCTION

Item NO: MB-162908

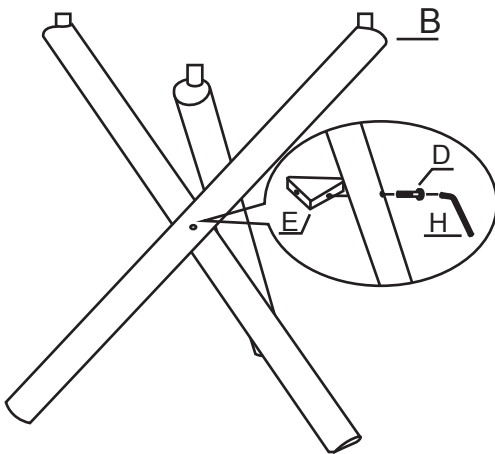
HARDWARE LIST			
NO.	PART	DESCRIPTION	Q'TY
A		top glass	1
B		leg	3
C		short rod	3
D		long screw	3
E		metal part	1
F		small rod	3
G		foot	3
H		big allen key	1
I		metal part	3
J		small allen key	1



step 1



step 2



step 3

step 4

