









ASSEMBLY INSTRUCTION

Item NO: MB-173608

HARDWARE LIST			
NO.	PART	DESCRIPTION	Q'TY
A		seat	1
B		leg 1	1
C		leg 2	1
D		middle screw	1
E		long screw	4
F		allen key	1
G		sticker	4



step 1

step 2

step 3

