





ATENCIÓN: MANTENER ALEJADO DEL ALCANCE DE LOS NIÑOS

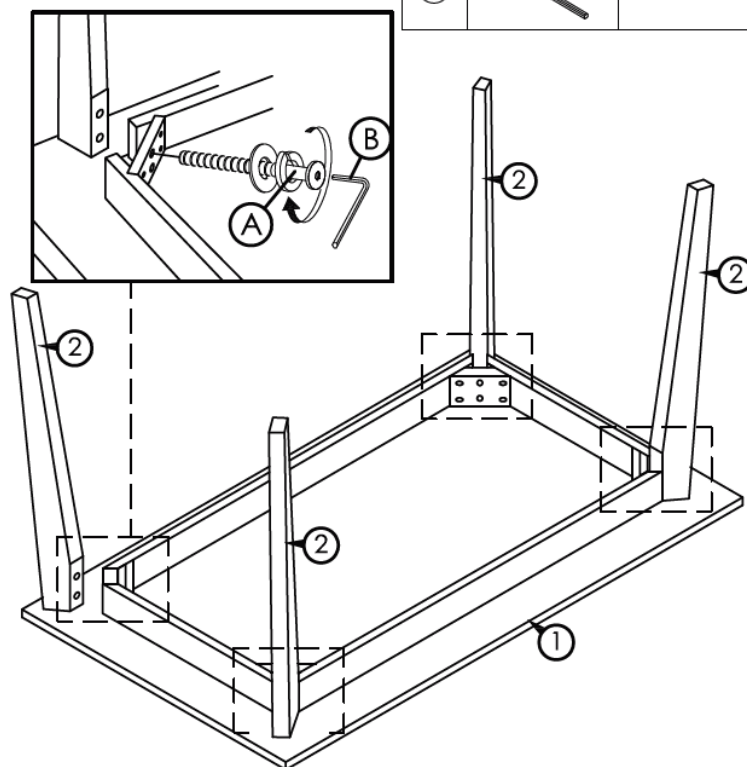
CAUTION: KEEP ALL THE PARTS REACH OF CHILDREN







# INSTRUCCIONES DE MONTAJE







## ASSEMBLY INSTRUCTIONS

ITEM	PHOTO	PARTS NAME	QTY
①		TABLE TOP	1
②		TABLE LEG	4

ITEM	PHOTO	HARDWARE NAME	QTY
Ⓐ		JCBB M8 x 80mm + S/W 5/16" + F/W 5/16" x 22mm	8
Ⓑ		ALLEN KEY M5	1



ITEM	PHOTO	PARTS NAME	QTY
①		RIGHT SIDE FRAME	1
②		LEFT SIDE FRAME	1
③		FRONT STRETCHER	1
④		BACK STRETCHER	1
⑤		TOP REST UP	1
⑥		CUSHION SEAT	1

ITEM	PHOTO	HARDWARE NAME	QTY
Ⓐ		JCBC M6 x 25mm + S/W M6 + F/W M6 x 13mm	4
Ⓑ		JCBC M6 x 45mm + S/W M6 + F/W M6 x 13mm	4
Ⓒ		ALLEN KEY M4	1
Ⓓ		L BRACKET	4
Ⓔ		PH SCREW M4 x 12mm	8
Ⓕ		WOOD DOWEL M8 x 25mm	2

